







1-1-9 能聽懂簡易的日常生活對話。				
表現優異	表現良好	已經做到	還要加油	努力改進
13 題	12-10 題	9-7 題	6-4 題	3 題以下



Hello, I am Elsa. It's (**Thursday / Tuesday**) today. I have (**math / music**) class. And, I have art class on (**Monday / Friday**). Wow, look! There is a cap (**under/ on**) the table. (**This / That**) is Jill's cap.



- | | |
|---|--|
| 1. (A) I see.
() (B) I like PE class.
(C) I have art class. | 4. (A) Thank you.
() (B) Excuse me.
(C) It is good. |
| 2. (A) That's OK.
() (B) Say cheese.
(C) I can't find my workbook. | 5. (A) Oops! Sorry.
() (B) Amazing!
(C) I am late for art class. |
| 3. (A) No, I don't.
() (B) Yes, he does.
(C) Yes, he can. | 6. (A) I don't know.
() (B) Let's go to school.
(C) I like art class. |


7. () (A)  Mon. (B)  Thur.

8. () (A)  (B) 

9. () (A)  (B) 

10. () (A)  Tuesday (B)  Thursday


11. () (A)  (B) 



IV. Read and Choose
閱讀問句，回答問題。

- A.
1. () Oh, no! I'm late ____ PE class.
(A) on
(B) for
(C) to
(D) at
2. () ____ the matter, Ivy?
(A) What
(B) How
(C) What's
(D) How's
3. () D-i-n-o, Dino.
It's the ____ book!
(A) boy
(B) boys
(C) boy's
(D) boys'
4. () I have music class ____.
(A) today
(B) on today
(C) Tuesday
(D) at today
5. () A: ____ she?
B: She is my teacher.
(A) Who's
(B) What's
(C) Whose
(D) Where

班級：_____ 座號：_____ 姓名：_____

- B.
- Hello, my name is Kelly. It's a beautiful sunny day. What day is today? It's Monday. I have music class. My friend, Adam doesn't have music class, but we both have math class today. Oh, it's rainy now! Where is my umbrella? Look! It's over there. My umbrella is on the floor!
-  both 兩者都
6. () What day is today?
(A) It's Wednesday.
(B) It's Thursday.
(C) It's Monday.
7. () How's the weather now?
(A) It's sunny.
(B) It's snowy.
(C) It's rainy.
8. () Where is Kelly's umbrella?
(A) It's on the table.
(B) It's on the chair.
(C) It's on the floor.
9. () Which one is true?
(A) Adam doesn't have math class on Monday.
(B) Adam doesn't have music class on Monday.
(C) Kelly doesn't have music class on Monday.

3-1-5 能看懂簡單的句子。				
表現優異	表現良好	已經做到	還要加油	努力改進
13 格	12-10 格	9-7 格	6-5 格	4 格以下

C.

On Wednesday, Sophia and Kyle are discussing their school timetables.

Kyle: Hey, Sophia. I feel sad.
Sophia: What's wrong?
Kyle: I don't want to go swimming!
Sophia: Oh, you have PE class today. I have PE class on Tuesday and Friday.
Kyle: Yes! I also have PE class on Thursday!
Sophia: I see. Whose math workbook is that?
Kyle: It's my workbook! I have math class on Monday and Friday.
Sophia: I have math class on Monday and Tuesday. I love math!
Kyle: Oops! It's two o'clock. I'm late for art class. Bye!
Sophia: Bye.


📖 also 也/ discuss 討論/
school timetable 課表

請根據對話中訊息，「完整勾選」 Kyle 的課表：

	subject	Mon.	Tues.	Wed.	Thurs.	Fri.
10.	math					
11.	art					
12.	PE					

D.

近日，教室非常凌亂，身為值日生的 Shelly 要協助班級整頓教室。在教室中，他看見一些物品上都未寫姓名，只好向大家詢問。



13. ()請根據上圖，選出正確的對話：

- (A) Shelly, " Whose workbooks are these?"
Mike, " It's Leo's book."
- (B) Shelly, " Whose workbook is that?"
Mike, " It's Leo's workbook."
- (C) Shelly, " Whose workbook is this?"
Mike, " It's Leo's workbook."
- (D) Shelly, " Whose workbook is this?"
Mike, " They're Leo's workbooks."

恭喜你寫完囉！
請認真、仔細地檢查幾遍。
祝考試順利！

命題教師：謝慈庭老師

班級：_____ 座號：_____ 姓名：_____

家長簽章：_____



I. Read the words 請說出老師指定的單字

--	--	--	--

2-1-3 能說出課堂中所習得的詞彙。				
表現優異	表現良好	已經做到	還要加油	努力改進
4 題	3 題	2 題	1 題	0 題

II. Look and Say 看圖說說看。

- 題型一：看著圖片 A，回答老師的問題。
- 題型二：看著圖片 B，依據老師所說的題號，解釋圖片中主角發生了什麼事情？



2-1-11 能以所習得的英語看圖說話。				
1(表現優良)	2(表現良好)	3(已經做到)	4(還要加油)	5(努力改進)
<input type="checkbox"/> 根據圖片資訊 簡易(課本)的句型清楚 回答	<input type="checkbox"/> 根據圖片資訊以 簡易(課本)的句型清 楚回答，少有錯 誤。	<input type="checkbox"/> 根據圖片資訊簡 略回答(例如關鍵字)	<input type="checkbox"/> 願意努力嘗試。	<input type="checkbox"/> 未達第 4 級
<input type="checkbox"/> 語速適中，且少有 不適切的停頓	<input type="checkbox"/> 語速稍慢，且有 些不適切的停頓	<input type="checkbox"/> 語速緩慢，且有 稍多不適切的停頓	<input type="checkbox"/> 一直斷斷續續，或 說出語句過少	